

Bluesil™ V-1062

October 2017

Condensation Cure Silicone Elastomer

Description **Bluesil™ V-1062** is a high strength, two-component, tin catalyzed, room temperature cure silicone rubber. It is designed as a 14 Durometer (Shore A), very pourable rubber providing excellent physical properties, long library life, and excellent detail reproduction. **Bluesil™ V-1062** can also be used in vacuum demolding.

Applications

- Figurine and giftware casting using Polyester, Polyurethane, Plaster or Gypsum
- Glove molds-one piece and suitcase styles
- Transfer print pads

Typical Properties

TYPICAL PROPERTIES – AS SUPPLIED	
PART A – Base Component	
• Color	White
• Consistency	Pourable
• Viscosity, cP. (mPa.s)	40,000
PART B – Catalyst Component	
• Color	
HI-PRO GREEN	Green
HI-PRO BLUE	Blue
• Viscosity, cP. (mPa.s)	90

TYPICAL CATALYZED PROPERTIES		
Mixed at 24°C (75°F) and 50% R.H.	Mixed Ratio A:B (Parts by weight at 10:1)	
	HI-PRO GREEN	HI-PRO BLUE (fast catalyst)
• Viscosity, cP. (mPa.s)	35 000	32 000
• Pot Life, Hours ⁽¹⁾	4.5	1.5
• Demold Time, hrs at RT	16	8
• 24 Hour Thick Section Hardness	12	12

TYPICAL PROPERTIES OF CURED RUBBER, Cured 7 days at 24°C (75°F) and 50% R.H.			
Properties	Test Method	Value	
		HI-PRO GREEN	HI-PRO BLUE
• Specific Gravity		1.10	1.11
• Hardness (Shore A)	ASTM D2240	14	14
• Tensile Strength, psi (N/mm ²)	ASTM D412	565 (3.9)	375 (2.59)
• Elongation (%)	ASTM D412	540	500
• Tear Resistance, ppi (N/mm)	ASTM D624, Die B	135 (23.7)	110 (19.3)
• Temperature Range °C(°F)		-50 to 150 (-58 to 302)	

(1) Time at which material gels.

(2) 8x8x0.25in (20.2x20.3cm) molded sheet, cured at room temperature

Please note: the typical properties in this bulletin are not intended for use in preparing specifications for any particular application of **Bluesil™** silicone materials. Please contact our Technical Service Department for assistance in writing specifications.

**Instructions
for use**

1. Stir the base (Part A) well before use (except when machine dispensing).
2. Shake the catalyst container (Part B) well before use.
3. Weigh the desired amount of base into a clean mixing container. Tip the container and roll the base all the way around the side wall up to two inches from the top. This will prevent the catalyst from becoming absorbed into the container. It is recommended that the container be filled to not more than 1/3 the container depth to allow sufficient room for expansion during the deaeration procedure.
4. Weigh the proper amount of catalyst into the container. Mix the base and catalyst together by stirring with a stiff, flat ended metal spatula until a uniform color is obtained. Scrape the container walls and bottom well to insure a thorough mix.
5. Place the container into a vacuum chamber and evacuate the entrapped air from the mixture using a vacuum pump capable of achieving 29 inches of mercury vacuum. The mixture will rise, crest and then collapse in the container. Interruption (bumping) of the vacuum may be necessary to prevent overflowing the container. Keep the mixture under full vacuum for 2-3 minutes after the material has receded in the container.
6. Bleed air slowly into the vacuum chamber. When the chamber is at atmospheric equilibrium, remove the cover plate and take out the container.
7. Pour the deaired material slowly in a steady stream from one end of the mold box so that the material flows evenly over the pattern. This should minimize entrapment of air bubbles under the flowing material. A "print" coat may be poured first over the pattern which will also help reduce the possibility of entrapping air on the pattern and in the cured rubber. A mold release (petroleum jelly) may be applied on the pattern first to improve release.
8. Allow the rubber to cure for 16-24 hours at 75±5°F (24°C) before removing the cured rubber mold from the pattern. Heat acceleration is not recommended with this product.
9. For best results, allow the mold to air cure an additional 24 hours before using it in production. Full cure is achieved in 3-7 days.
10. For bonding to wood or metals, use **Bluesil™** V-04 primer. Follow recommendations on the **Bluesil™** V-04 technical data sheet for best results.

PROCESSING INFORMATION
CATALYZED PROCESSING PROPERTIES ARE AFFECTED BY
TEMPERATURE AND HUMIDITY VARIATION

1. For best results, mix and cure the material at 75°F (24°C) and 50% relative humidity.
2. Higher temperature and humidity will decrease the work life and pot life of the material. The faster cure will also affect the flow properties. Refrigeration of the base prior to use in hot environments has shown to improve the handling properties of this material.

Bluesil™ V-1062

3. Lower temperatures and humidity will increase the work life and pot life of the material. The slower cure will increase the flow time. Cure temperatures below 68°F (20°C) are not recommended and have been found to cause a reduction in final cure hardness and properties.

4. It is important that the catalyst containers are tightly closed after use. Catalyst exposed to air for extended periods of time will hydrolyze (cure). An indication of hydrolysis is a film or crust formation on the surface of the catalyst. The use of hydrolyzed catalyst is not recommended and may cause incomplete cure.

Storage and shelf life

When stored in its original unopened packaging, at a temperature of 24°C (75°F), **Bluesil™ V-1062** may be stored for 18 months from the date of manufacture. Beyond this date, Elkem Silicones no longer guarantees that the product meets the sales specifications.





Safety

Please consult the Safety Data Sheet of **Bluesil™ V-1062**.

Packaging

Bluesil™ V-1062 is available in 20 kg and 200 kg containers.

Bluesil™ is a registered Trademark of **Elkem SILICONES**

 EUROPE	 NORTH AMERICA	 LATIN AMERICA	 ASIA PACIFIC
<p><i>Elkem Silicones France</i> 21 Avenue Georges Pompidou F69486 Lyon Cedex 03 FRANCE Tel. (33) 4 72 13 19 00 Fax (33) 4 72 13 19 88</p>	<p><i>Elkem Silicones USA</i> Two Tower Center Boulevard Suite 1601 East Brunswick, NJ 08816-1100 United States Tel. (1) 732 227 2060 Fax (1) 732 249 7000</p>	<p><i>Elkem Silicones Brazil Ltda.</i> Av. Maria Coelho Aguiar, 215 Bloco G -1º Andar 05804-902 - São Paulo - SP - Brazil Tel. (55) 11 3747 7887 Fax (55) 11 3741 7718</p>	<p><i>Elkem Silicones Hong Kong</i> Trading Co. Ltd. Unit C, 18/F Manulife Tower 169 Electric Road North Point-Hong Kong Tel. (852) 3106 8200 Fax (852) 2979 0241</p>
<p>Warning to the users The information contained in this document is given in good faith based on our current knowledge. It is only an indication and is in no way binding, particularly as regards infringement of or prejudice to third party rights through the use of our products. Elkem SILICONES guarantees that its products comply with its sales specifications. This information must on no account be used as a substitute for necessary prior tests which alone can ensure that a product is suitable for given use. Users are responsible for ensuring compliance with local legislation and for obtaining the necessary certifications and authorizations. Users are requested to check that they are in possession of the latest version of this document and Elkem SILICONES is at their disposal to supply any additional information.</p>			